

# WINSLOW TITLE

*Opentype  
Features*



*Extra  
Glyphs*

*User Guide*

# *contents*

*click on item to jump to page*

---

Family Overview

Anatomy

Winslow Title Features

Stylistic Alternates

Titling Alternates

Contextual Ligatures

Swashes

Discretionary Ligatures

Winslow Script Features

Contextual Alternates

Swashes

Connecting Lines - Titling Alternate

Winslow Title is a typeface family of two subfamilies: Winslow Title and Winslow Script.

The serif family comprises of 18 font files in various weights and widths. The core family is made up of 6 weights in roman (upright) and italic, from Thin to Black. A secondary subfamily consists of 6 upright condensed weights.


The script family is monolinear in style and comes in 3 weights and 3 tracking widths

Winslow Title Thin  
*Winslow Title Thin Italic*  
Winslow Title Light  
*Winslow Title Light Italic*  
Winslow Title Regular  
*Winslow Title Regular Italic*  
Winslow Title Medium  
*Winslow Title Medium Italic*  
Winslow Title Bold  
*Winslow Title Bold Italic*  
Winslow Title Black  
*Winslow Title Black Italic*

Winslow Title Thin Narrow  
Winslow Title Light Narrow  
Winslow Title Regular Narrow  
Winslow Title Medium Narrow  
Winslow Title Bold Narrow  
Winslow Title Black Narrow

*Winslow Script Light Narrow*  
*Winslow Script Light Regular*  
*Winslow Script Light Wide*  
  
*Winslow Script Medium Narrow*  
*Winslow Script Medium Regular*  
*Winslow Script Medium Wide*  
  
*Winslow Script Bold Narrow*  
*Winslow Script Bold Regular*  
*Winslow Script Bold Wide*

Winslow Traditional proportions are consistent with the details in Winslow Book. Serifs are pronounced, tightly bracketed and finials have a swelling feature at the tips. The stress is vertical on all characters. The italic is also traditional in style with similar pronounced swollen finials, custom character shapes for v, w, x and z.



Winslow Title offers two distinct styles: Traditional and Modern (Mod). The difference is in tailing serifs (serifs that appear on the lower right) and finials (in letters such as c, e, R, etc.) This applies to both roman and italic fonts.

TRADITIONAL



MOD



*R acdeghklmnty*

*R acdeghklmnty*

*R acdeghklmnty*

*R acdeghklmnty*

Winslow Traditional proportions are consistent with the details in Winslow Book. Serifs are pronounced, tightly bracketed and finials have a swelling feature at the tips. The stress is vertical on all characters. The italic is also traditional in style with similar pronounced swollen finials, custom character shapes for v, w, x and z.

CKR  
abcdef  
ghijklm  
nopqrst  
vwxyz

*CKR  
abcdef  
ghijklm  
nopqrst  
vwxyz*

Winslow Mod is a more contemporary design. The finials taper and are shortened, and tailing serifs are curved into a matching tapering finial. Italic characters are simplified to work cohesively with the alternate style.

CKR  
abcdef  
ghijklm  
nopqrst  
vwxyz

*CKR*  
*abcdef*  
*ghijklm*  
*nopqrst*  
*vwxyz*

# *Winslow Title Features*

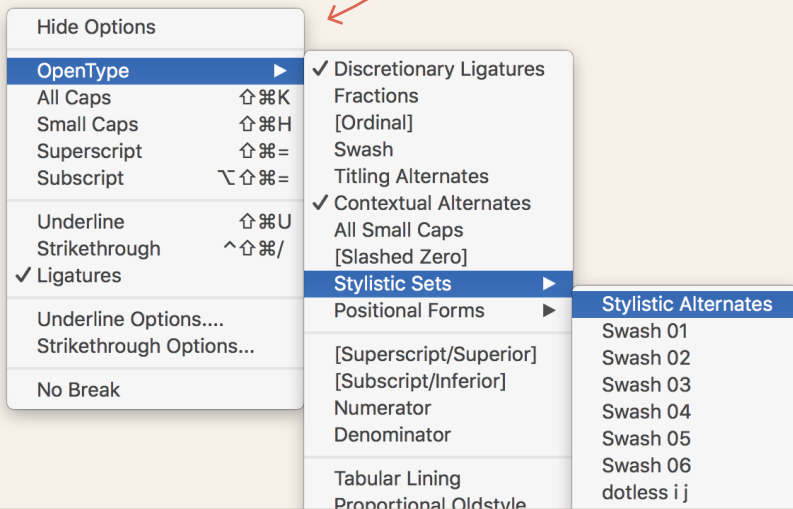
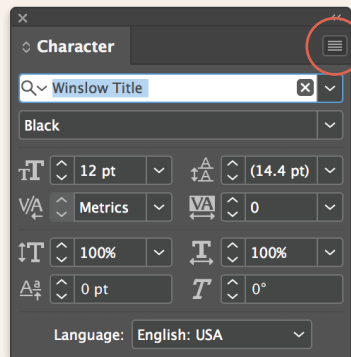
*using opentype features*

Opentype features offer extensive customizing options for Winslow Title. They allow the user to create designs that are unique and perfect for each specific project. Let's take a look at everything that Winslow Title has to offer.

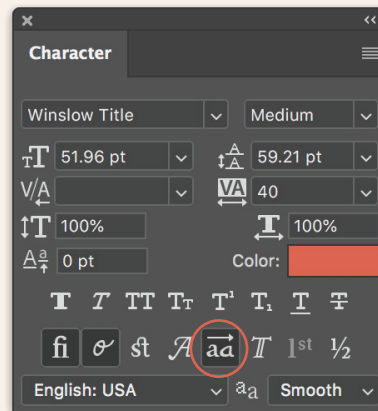


As previously noted, Winslow Title comes in two distinct styles, traditional and modern. Instead of installing 18 more fonts into your system, you can simply decide which style you want to be your principle aesthetic, and then use the alternative style via the OpenType panel to access the other. For example, if you choose to install the Traditional Winslow Title, then just click 'Stylistic Alternates' button to activate the modern alternatives.

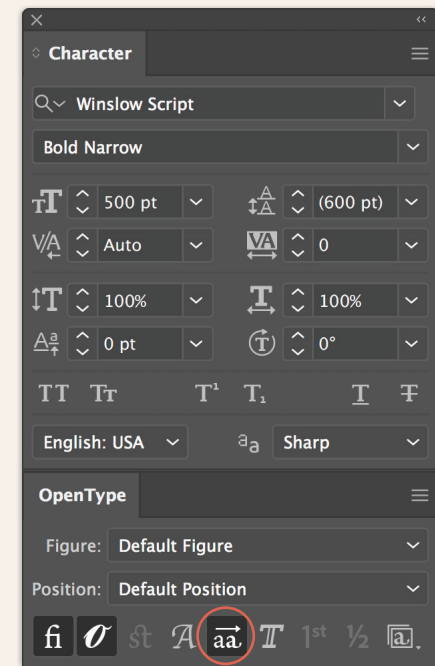
### INDESIGN



### PHOTOSHOP



### ILLUSTRATOR



Titling Alternates are alternates that expand the ball terminals to K, R, V, W, and Y.

WORK

REGULAR

RK W V Y v w y

ALTERNATES

R<sup>ˆ</sup>K W<sup>ˆ</sup> V<sup>ˆ</sup> Y<sup>ˆ</sup> v<sup>ˆ</sup> w<sup>ˆ</sup> y<sup>ˆ</sup>

Features can also work in congruent with each other, as seen with both tradition and modern styles.

## TRADITIONAL TITLING ALTERNATES

ABCDEFGHI  
JKLMNOPQR  
STUVWXYZ

abcdefghij  
klmnopqr  
stuvwxyz

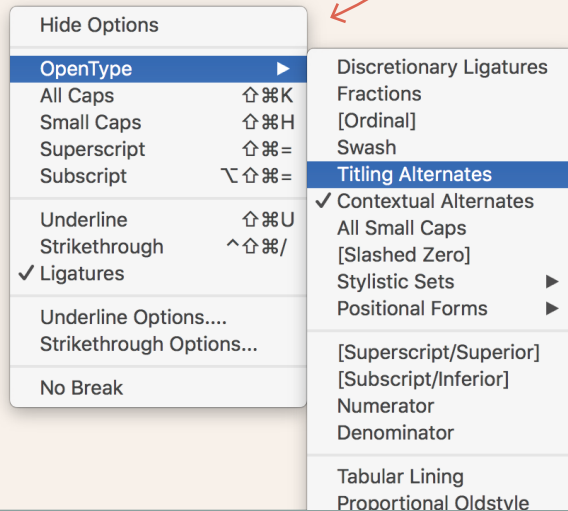
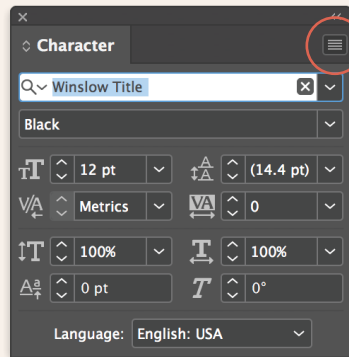
## MODERN TITLING ALTERNATES

ABCDEFGHI  
JKLMNOPQR  
STUVWXYZ

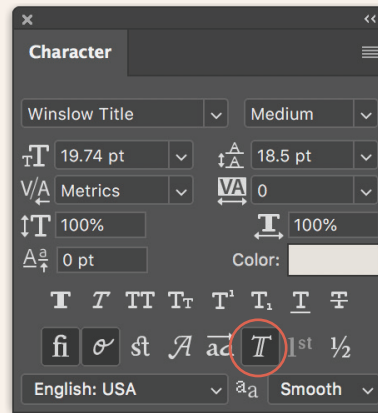
abcdefghij  
klmnopqr  
stuvwxyz

Titling alternates can be easily accessed using the OpenType Panel.

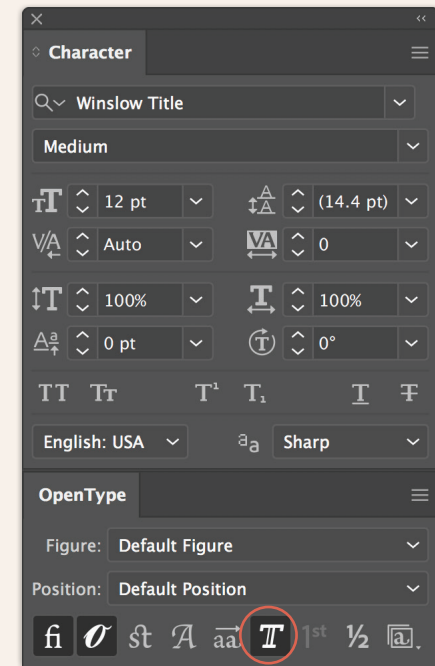
### INDESIGN



### PHOTOSHOP



### ILLUSTRATOR



This is a unique feature to Winslow Title that took a LOT of work to get right. The serifs are fairly pronounced in the typeface, creating an extended space in between the capital A with any lower right or left serif counterpart, for example, MA, AD, etc. This spacing issue was also visible with diagonal stems, such as KA and RA. So we created a special code that connects the two characters together without having to make a special character:

MARAN

TRAILING A LIGATURES

AA HA IA  
KA MA RA

LEADING A LIGATURES

AB AD AE AF AH AI  
AK AL AM AN AP AR

COMBINATION A LIGATURES

HAKA  
RAIN

The feature is automatically turned on with the installation of the typeface, but can be turned off easily.

NO CONTEXTUAL LIGATURES

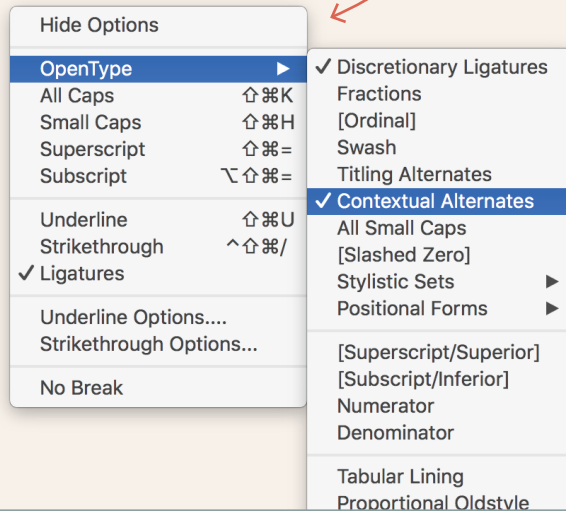
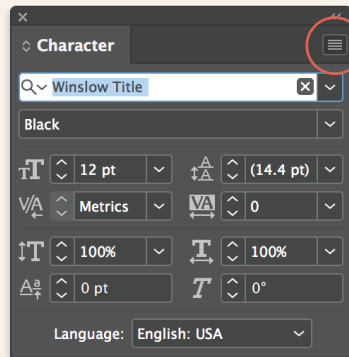
THE CRAYOLA  
MARKER RAN  
OUT OF INK,  
SO I HAD  
TO CHANGE  
COLORS  
AFTER ALL.

WITH CONTEXTUAL LIGATURES

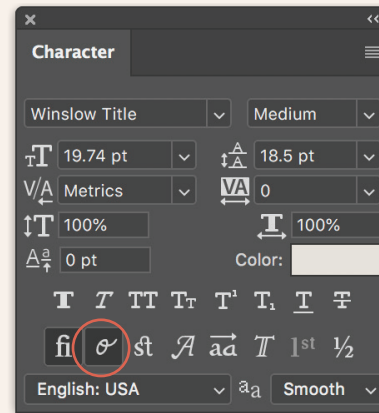
THE CRAYOLA  
MARKER RAN  
OUT OF INK,  
SO I HAD  
TO CHANGE  
COLORS  
AFTER ALL.

Contextual alternates are turned on automatically but can also be accessed using the OpenType Panel.

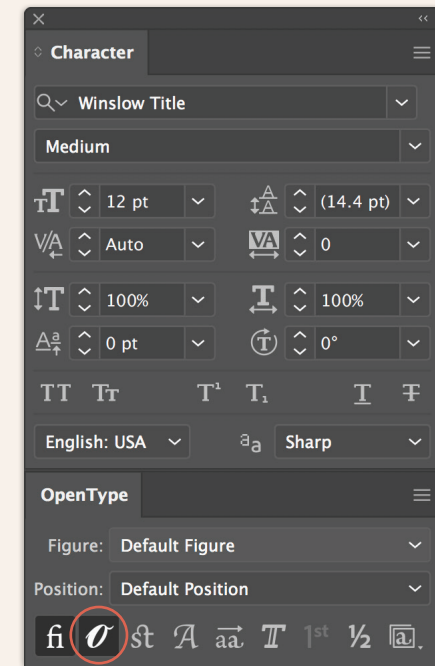
### INDESIGN



### PHOTOSHOP



### ILLUSTRATOR



Swashes is an extensive Winslow Title feature that offers up to five swash options per many of each character. These can be selected via the Glyphs panel or as character alternates in Adobe programs.

E E E E

E SWASH ALTERNATES ^

B B B

B SWASH ALTERNATES ^

Elizabeth

L SWASH ALTERNATES v

lllll

Z SWASH ALTERNATES v

zzzzz

A SWASH ALTERNATES v

aaaaa

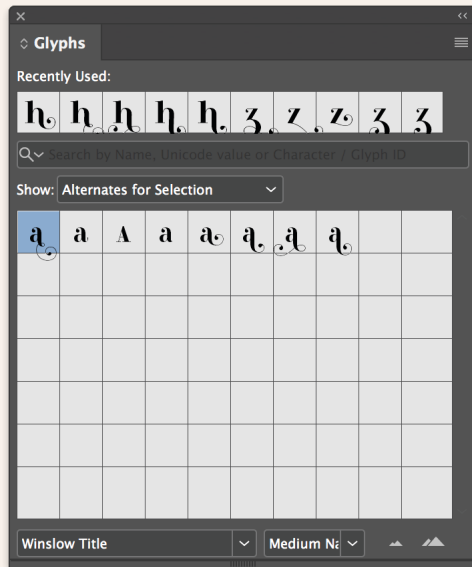
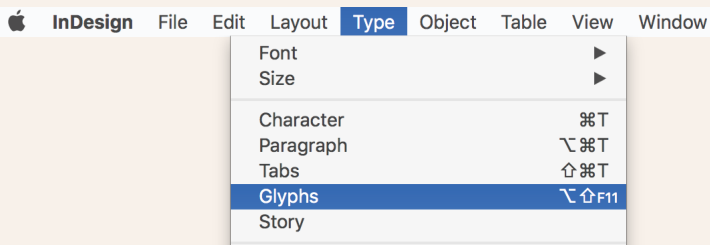
H SWASH ALTERNATES v

hhhhh

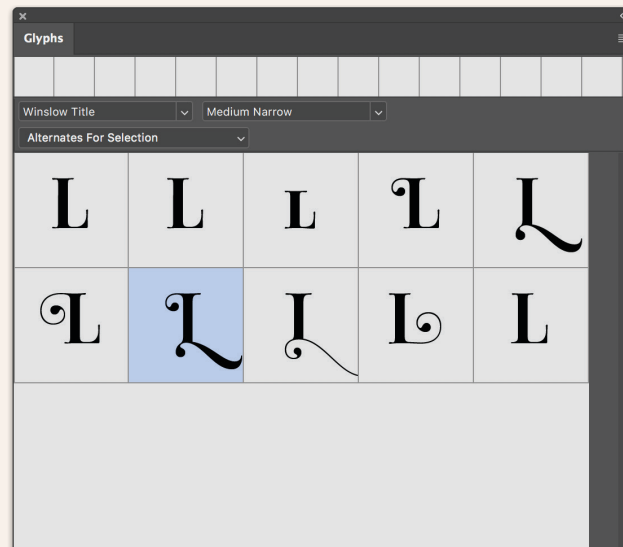
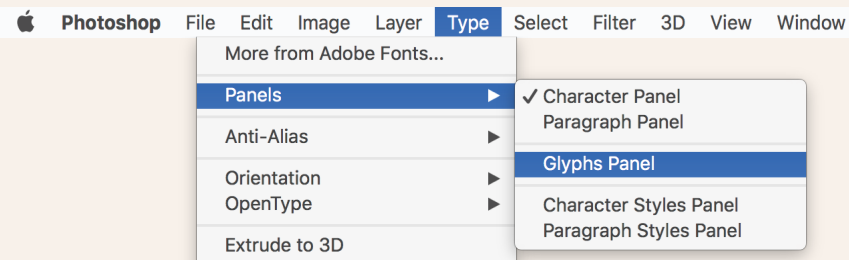


Titling alternates can be easily accessed using the Glyphs Panel. Simply pick the swash you want to use.

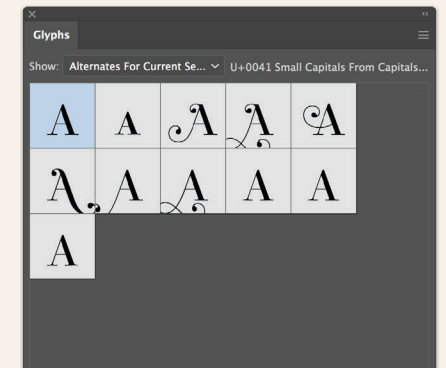
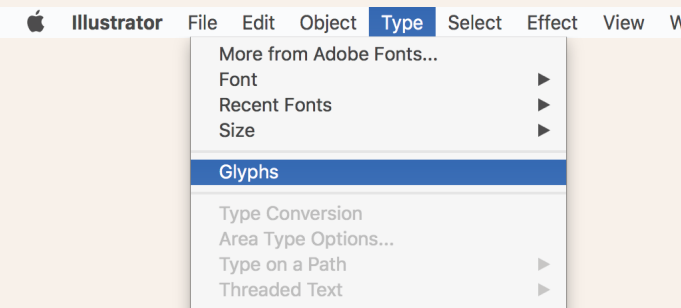
## INDESIGN



## PHOTOSHOP



## ILLUSTRATOR



Discretionary Ligatures feature combines capital diagonal or baseline stems with lifted small capitals, creating a unique combination of characters. It also includes lowercase ligatures for a more decorative effect.

KIERA LITTLE

the party gifts *shimmered*

KA KE KI KO KU KY LA LE

LI LG LO LU LY RA RC RE

RI RG RO RU RR RS RY

Ch

ch ck cl ct gi gt

Sh

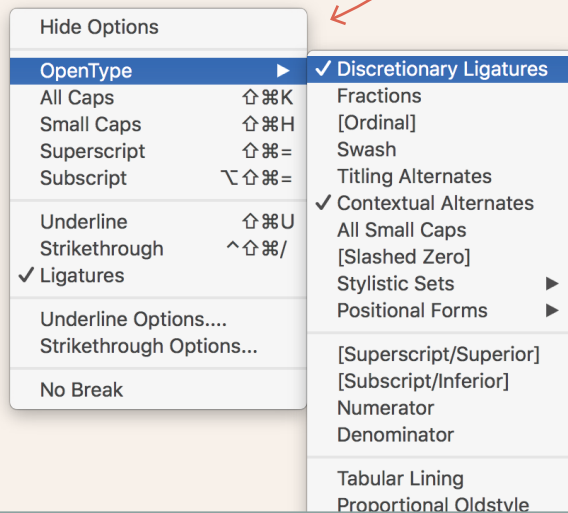
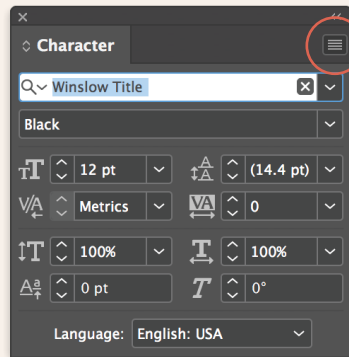
ib im in ip ir it iv

Th

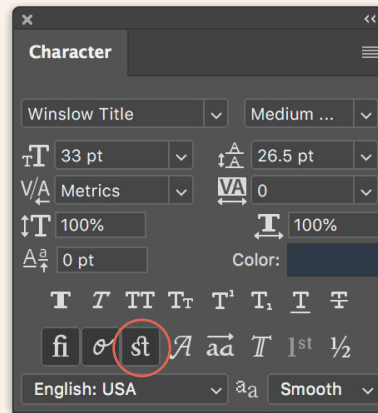
sh sl st th ty

Discretionary ligatures are accessed using the OpenType Panel.

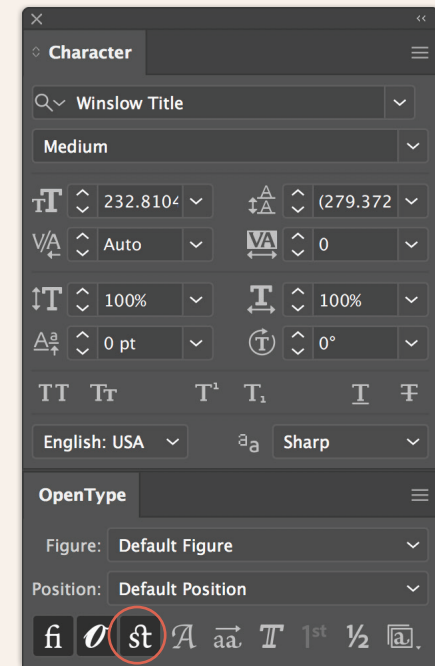
## INDESIGN



## PHOTOSHOP



## ILLUSTRATOR



# *Winslow Script Features*

*using opentype features*

Winslow Script features are much different than their serif counterparts, although just as fun to use and unique to the typeface!

Contextual alternates are super important to script fonts and their connecting tails. The feature allows the type designer (that's me!) to program an initial, medial, final and isolated form of each character. Then, depending on where a letter appears in a word or sentence, one of the the four forms will get used. This feautre was created for Arabic fonts but has become useful in Latin based cursive fonts as well. For Winslow Script, each of these forms plays their part in making the typeface flow and look natural. The feature applies to capitals. When typed in all caps, the design of the characters change to read better together.



INITIAL



MEDIAL



FINAL



ISOLATED



CAPITAL & LOWERCASE COMBINATION



ALL CAPITAL CHARACTERS

As you can see below, the difference between the two lines is in the small details of how a leading and tailing character looks. The 'b' 'n' and 's' have no leading strokes and all the tailing strokes are elongated. Additionally, I have set up the feature to have two variations of ascenders and descenders when places next to each other (as seen in 'coffee.')

## CONTEXTUAL ALTERNATES

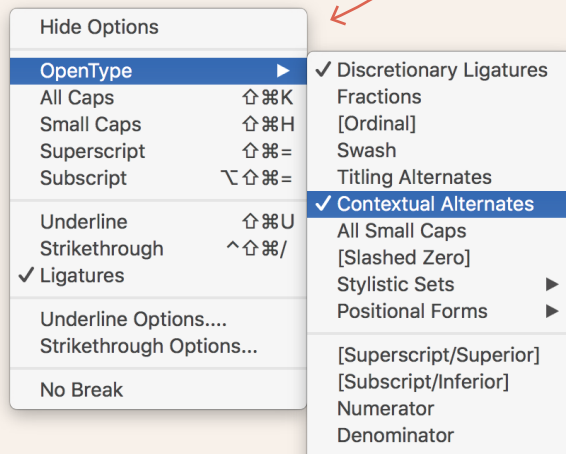
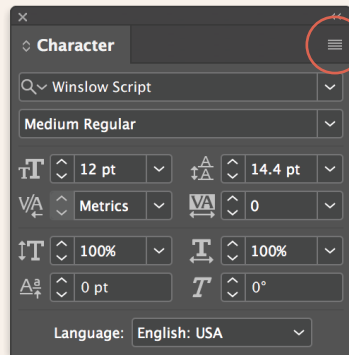
black coffee no sugar

## NO CONTEXTUAL ALTERNATES

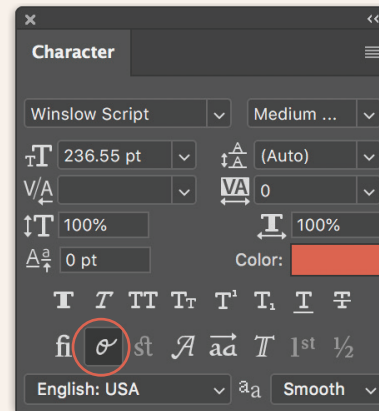
black coffee no sugar

The cool thing about contextual alternates is that the user (that's you!) doesn't have to do anything, it's all been coded into the font and the feature \*should\* automatically be turned on. If not, then it's easy to access them via the OpenType Panel.

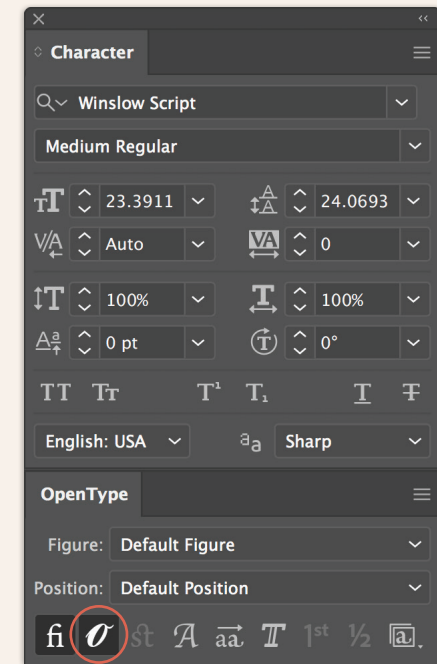
### INDESIGN



### PHOTOSHOP



### ILLUSTRATOR



Stylistic Alternates offer a variation to the base set of character in some form or fashion. With Winslow Script, it creates an uneven baseline on select characters.

## STYLISTIC ALTERNATES

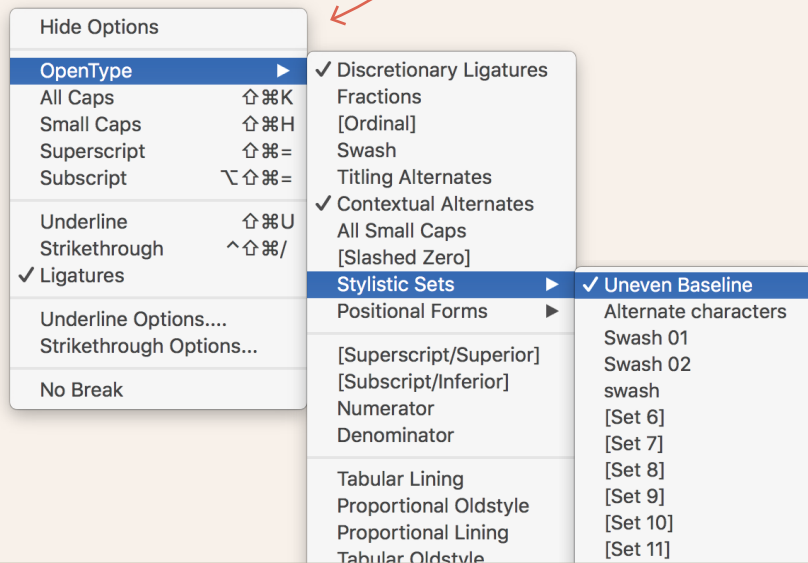
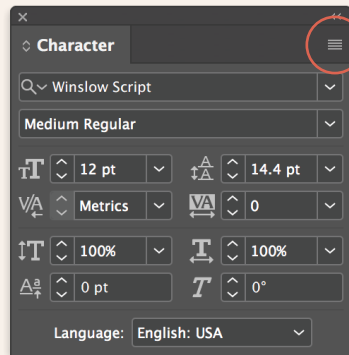
Bloom where you are planted

m where you are pla

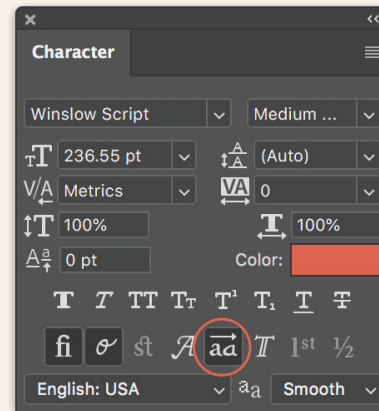


Turning this feature on and off is quick and easy.

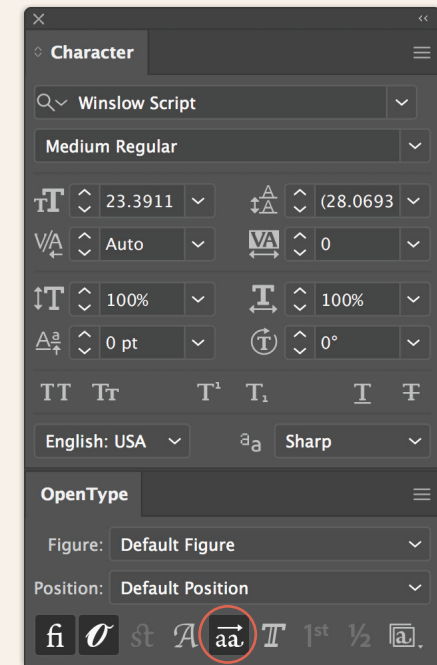
## INDESIGN



## PHOTOSHOP



## ILLUSTRATOR



Stylistic Alternates offer a variation to the base set of character in some form or fashion. With Winslow Script, it creates an uneven baseline on select characters.

## LONG TAIL SWASH

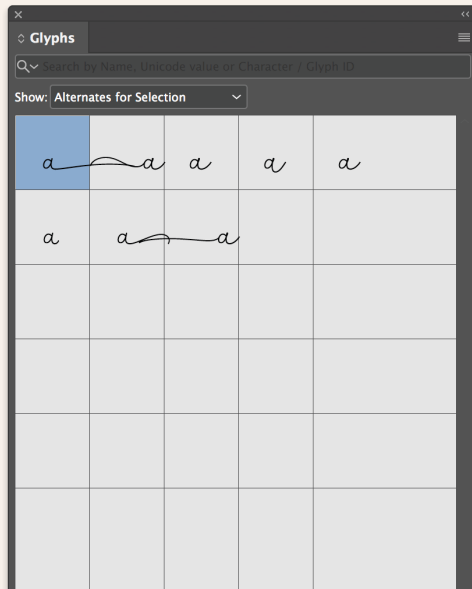
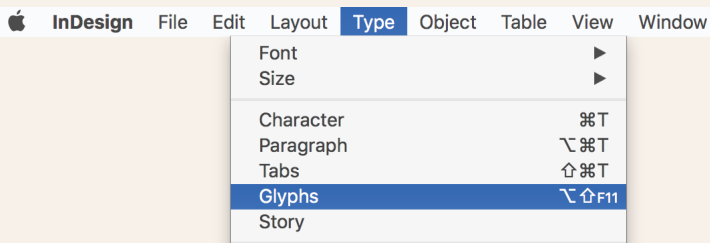
there's always time for tea

## SHORT TAIL SWASH

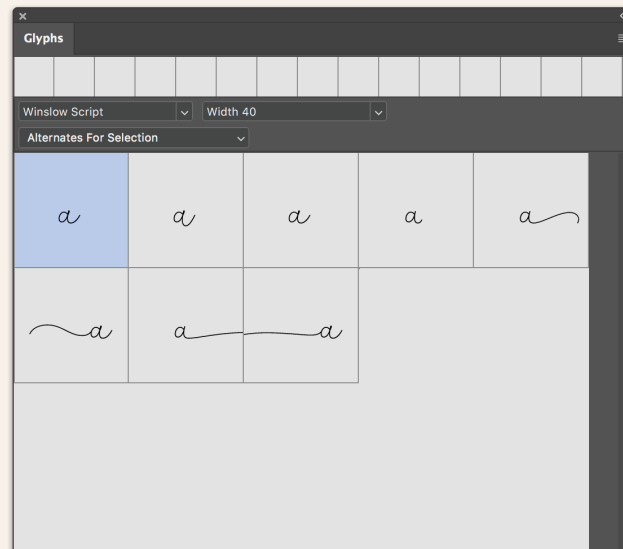
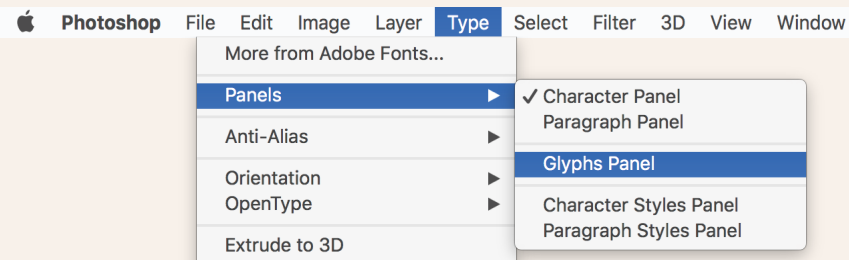
there's always time for tea

Swashes can be accessed using the Glyph Panel, under 'Alternates for current selection.'

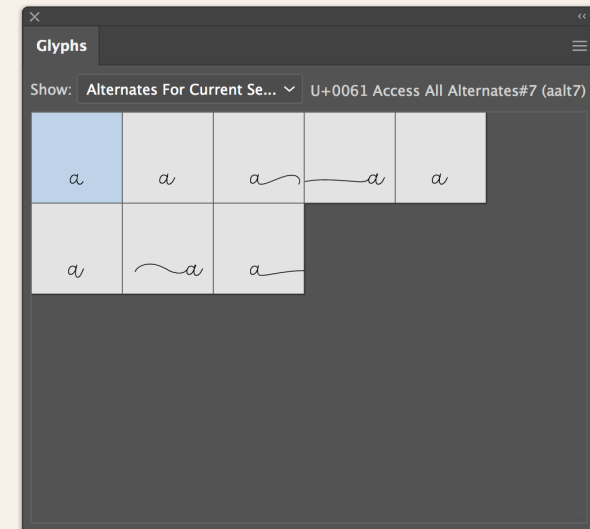
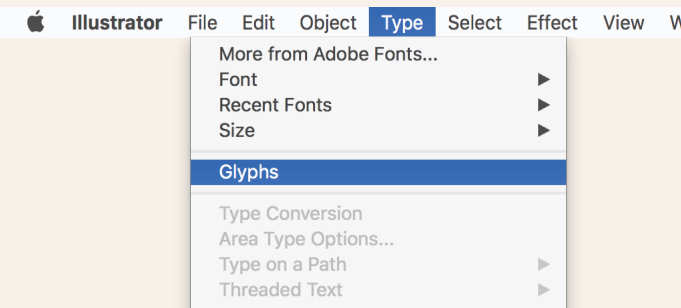
## INDESIGN



## PHOTOSHOP



## ILLUSTRATOR



By enabling the Titling Alternates feature, users can utilize this unique 'line connecting' feature that turns spaces into connecting lines. To create a line, simply add more spaces, it's that easy!

## NARROW LINE

hello beautiful

## REGULAR LINE

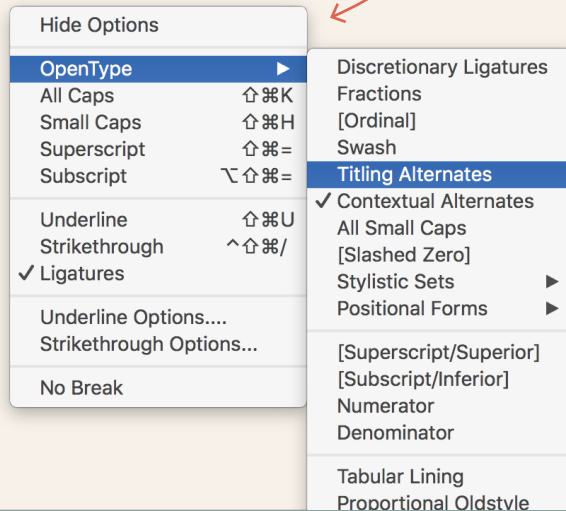
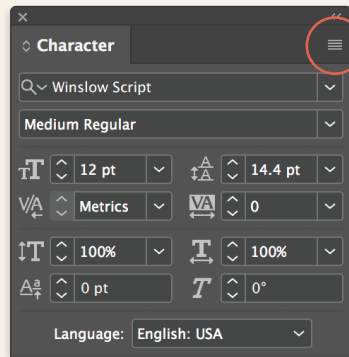
hello beautiful

## WIDE LINE

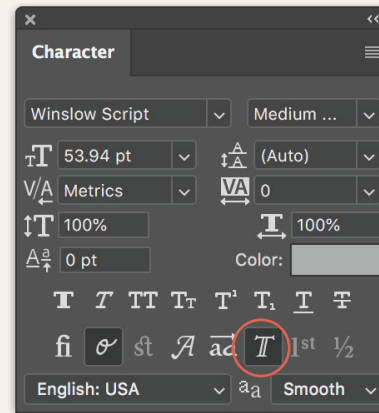
hello beautiful

Titling alternates can be easily accessed using the OpenType Panel.

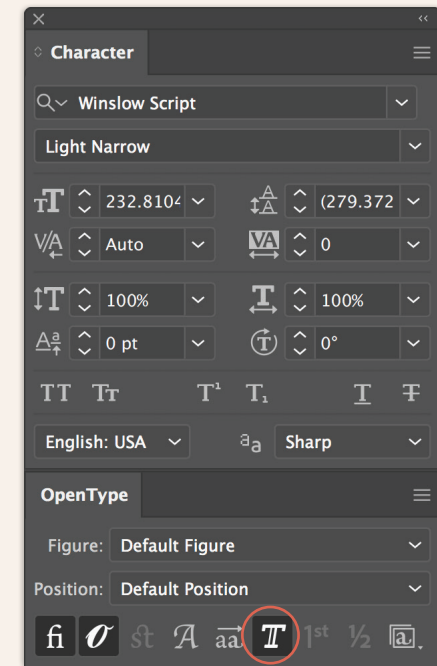
## INDESIGN



## PHOTOSHOP



## ILLUSTRATOR



thank you for making awesome stuff

## *That's it!*

Thank you for taking the time to learn how to use Winslow Title and Winslow Script. I hope it allows you to use the typeface to it's full capacity and that you have fun doing it! Please let me know if you have any questions or need help with anything regarding the typeface.